

Enhancing Parameter Control Policies with State Information

Gianluca Covini
University of Pavia
Pavia, Italy

Denis Antipov
Sorbonne Université, CNRS, LIP6
Paris, France

Carola Doerr
Sorbonne Université, CNRS, LIP6
Paris, France

ABSTRACT

Parameter control and dynamic algorithm configuration study how to dynamically choose suitable configurations of a parametrized algorithm during the optimization process. Despite being an intensively researched topic in evolutionary computation, optimal control policies are known only for very few cases, limiting the development of automated approaches to achieve them.

With this work we propose four new benchmarks for which we derive optimal or close-to-optimal control policies. More precisely, we consider the optimization of the `LEADINGONES` function via RLS_k , a local search algorithm allowing for a dynamic choice of the mutation strength k . The benchmarks differ in which information the algorithm can exploit to set its parameters and to select offspring. In existing running time results, the exploitable information is typically limited to the quality of the current-best solution. In this work, we consider how additional information about the current state of the algorithm can help to make better choices of parameters, and how these choices affect the performance. Namely, we allow the algorithm to use information about the current `ONEMAX` value, and we find that it allows much better parameter choices, especially in marginal states. Although those states are rarely visited by the algorithm, such policies yield a notable speed-up in terms of expected runtime. This makes the proposed benchmarks a challenging, but promising testing ground for analysis of parameter control methods in rich state spaces and of their ability to find optimal policies by catching the performance improvements yielded by correct parameter choices.

CCS CONCEPTS

• **Theory of computation** → **Bio-inspired optimization.**

KEYWORDS

Parameter control, black-box optimization, evolutionary computation, local search, algorithm configuration

1 INTRODUCTION

The efficiency of optimization algorithms heavily depends on the choice of their parameters. While evolutionary algorithms and other black-box optimization techniques have been widely used across different problem domains, the question of how to optimally set algorithm parameters remains an ongoing challenge. A common approach is *parameter control*, where algorithm parameters are adjusted dynamically during the optimization process rather than being fixed beforehand [9, 11, 12, 19].

Recently, a novel framework called *Dynamic Algorithm Configuration (DAC)* has gained increasing attention as an approach to enhance the performance of optimization algorithms by adjusting their parameters in response to changing problem conditions [1, 7, 22]. The main difference of DAC from parameter control

is that it allows for an explicit training phase to identify good control policies, i.e., a mapping from the current state to suitable parameter values, while in parameter control parameter values have to be chosen on-the-fly, i.e. during the optimization process. Reinforcement Learning (RL) has emerged as a promising technique for DAC, as it allows an agent to learn adaptive parameter control strategies from experience. An RL-based parameter approach has been applied in [2] to the radius choice of Randomized Local Search (RLS) algorithm on the problem `LEADINGONES` showing promising results. However, one of the main challenges that emerged with using RL for parameter control and DAC is the difficulty of generalizing the learning behavior to high-dimensional settings where the current state of the optimization process is captured by more than one numerical value (in many parameter control studies, the current state is exclusively described by the quality of the current-best solution [3, 9, 14]). In particular, we note that static or longitudinal information about the evaluated solutions and their fitness values are currently not considered, or only in highly aggregated form such as through success-based rules [10, 12, 13, 16–18].

Development and understanding of parameter control and DAC methods, especially the ones that are based on RL, heavily relies on benchmarks, where they can be analyzed and where their policy of choosing parameters can be evaluated against a known optimal policy. With the desire to define benchmarks allowing to study more complex parameter control policies (whether learned online or through a training process), we investigate settings in which richer state information is available. For this we need new benchmarks with higher-dimensional state spaces that satisfy the following requirements:

- (1) we need to be able to compute the optimal policy of choosing parameters for each state of the state space;
- (2) the wrong parameters choices should worsen the performance of the algorithm;
- (3) preferably the optimal parameters should vary depending on the stage of optimization so that dynamic parameter control had clear advantage over static parameters tuning.

Recent studies have suggested that additional state information can sometimes enhance policy learning, but its exact impact on optimization efficiency remains unclear. As a negative example, Buzdalov and Buzdalova [5] considered optimization of `LEADINGONES` with auxiliary objective `ONEMAX` which could be chosen to be optimized by an RL algorithm, and they showed that smaller state spaces allow to find the optimum faster.

In this work we propose several benchmarks that are based on RLS and `LEADINGONES` and we explore whether incorporating state representations beyond `LEADINGONES` fitness can improve dynamic parameter policies. Specifically, we study the optimization of `LEADINGONES` with three different state descriptors: `LEADINGONES`-values only, `LEADINGONES` and `ONEMAX` values, and the current-best solution x . We consider different combinations of using this

state information in two parts of the algorithm: in the choice of the distance to sample an offspring (i.e., the choice of the mutation strength k) and in the selection of the next-generation parent, when a current parent and its offspring compete with each other.

We compute exact optimal or close-to-optimal mutation rates under different state space representations and we show that the additional information improves the performance compared to the using only a limited information about the current LEADINGONES value. This improvement is most pronounced when we use these clues in the selection step, giving an asymptotical speed-up, but we also see a notable improvement when we only use additional information for choosing mutation strength, especially when we use strict selection in the RLS (that is, when we only accept offspring if its LEADINGONES value is strictly better than its parent's). Our findings provide valuable insights into the conditions under which additional state information is beneficial, refining DAC strategies and contributing to the design of more effective adaptive algorithms.

The remainder of the paper is organized as follows. Section 2 introduces the problem formulation. Section 3 describes the approaches developed to compute the policy of choosing mutation strength when we use the state information in the selection step in cases when the state information includes ONEMAX values or the full information about the current bit string x . Section 4 presents policies when we do not use additional information in selection, but we use the current ONEMAX value when selecting the search radius of the RLS. Section 5 presents results when limiting the portfolio of possible parameter values, Section 6 concludes with a discussion of our findings and directions for future research.

Reproducibility. The code that was used for numerical computation and for experiments described in this paper can be found on GitHub [8].

2 PRELIMINARIES

In this section we introduce the notation that we use in this paper, and the three main components of the proposed benchmarks: the algorithm, the problems, and the state spaces for parameter control. We then explain our goals that we stated in the introduction in the context of formally defined benchmarks.

In this paper, for two integer numbers a and b ($b \geq a$) by $[a..b]$ we denote an integer interval, that is, all integer numbers that are at least a and at most b . For any $m \in \mathbb{N}$ by 1^m and 0^m we denote a bit string of m ones and m zeros respectively. For $m = 0$ both denote an empty bit string.

2.1 The Random Local Search

As the main subject for testing parameter control methods, we consider the random local search with variable search radius k , which we denote by RLS_k . This is an algorithm for pseudo-Boolean optimization, that is, in the space $\{0, 1\}^n$ of bit strings of length n . It stores one individual x that is initialized with a random bit string, and in each iteration it creates an offspring y by first choosing radius of search k and then flipping bits of x in exactly k positions that are chosen uniformly at random. If the value of the optimized function in y is not worse than in x , then y replaces x , and otherwise x stays the same. These iterations are repeated until some

Algorithm 1: The RLS_k maximizing $f : \{0, 1\}^n \rightarrow \mathbb{R}$.

```

1 Sample  $x \in \{0, 1\}^n$  uniformly at random;
2 while not stopped do
3    $s \leftarrow S(x)$ ;           // Computing the current state
4    $k \leftarrow k(s)$ ;         // Choosing  $k$  based on  $s$ 
5    $y \leftarrow \text{copy of } x$ ;
6   Flip  $k$  bits in  $y$  in positions chosen u.a.r.;
7   if  $f(y) \geq f(x)$  then
8      $x \leftarrow y$ ;
9   end
10 end

```

stopping criterion is met. The pseudocode of the RLS_k is shown in Algorithm 1.

We do not specify the stopping criterion and assume that the algorithm never stops before finding a global optimum of the optimized function. We measure the performance of the algorithm as the number of fitness evaluations that it makes before it evaluates a global optimum for the first time, and we call it the algorithm's *runtime*. This is a random variable (due to the random choices during the algorithm's run), hence our main interest is in the *expected runtime*: the smaller it is, the better is the performance of the algorithm.

The choice of the search radius in each iteration is made based on the state of the algorithm in the beginning of that iteration. The state of the algorithm at any time is defined by the current individual x , that is, we can consider the state as some function $S : \{0, 1\}^n \mapsto \mathcal{S}$, where \mathcal{S} is the state space. We discuss the state spaces that we consider in Section 2.3.

Sometimes the algorithm has a limited set of search radii it can use. We call this set a *portfolio* and denote it by \mathcal{K} . By default, we assume that $\mathcal{K} = [1..n]$, that is, it includes all possible options, but in Section 5 we study settings with limited portfolios.

In Sections 3.2 and 4.2 we also consider a modified version of the RLS_k which accepts new offspring only if it is *strictly better* than the parent. That is, in line 7 of Algorithm 1 we use a strict inequality sign. Although it does not usually make sense for the real-world optimization (since it significantly shrinks the ability of the algorithm to explore the search space), our goal is to make a good testing ground for parameter control mechanisms, and we observe that this selection yields a more notable benefit from richer state space.

2.2 Fitness Functions

We consider fitness functions that are based on classic benchmarks LEADINGONES and ONEMAX. LEADINGONES (LO for brevity) was first proposed in [21]. It returns the size of the longest prefix consisting only of one-bits in its arguments. More formally, for any bit string $x \in \{0, 1\}^n$ we have

$$\text{LEADINGONES}(x) = \text{LO}(x) = \sum_{i=1}^n \prod_{j=1}^i x_j.$$

ONEMAX (OM for brevity) is the second benchmark that we use in this work, and it simply returns the number of one-bits in its

argument, that is,

$$\text{ONEMAX}(x) = \text{OM}(x) = \sum_{i=1}^n x_i.$$

Another fitness function which we denote by (LO, OM) combines both ONEMAX and LEADINGONES and for any bit string x it returns a tuple $(\text{LO}(x), \text{OM}(x))$. When we compare two individuals based on this fitness function (in line 7 of Algorithm 1), these tuples are compared in lexicographical order, that is, we first compare the values of LEADINGONES, and if they are equal, then we compare ONEMAX values. This function can also be represented as a scalar function that returns $(n+1)\text{LO}(x) + \text{OM}(x)$, but we prefer to consider it as a tuple, since it highlights the idea of having LEADINGONES as the target function, and using ONEMAX just as an auxiliary objective which helps the optimization when there is no signal from the main objective.

We note that the RLS_k can optimize (LO, OM) in $O(n \log n)$ time, which is asymptotically faster than the best possible runtime of mutation-only algorithms on LEADINGONES, which is $\Omega(n^2)$ [20]. This upper bound for (LO, OM) follows from a simple observation that the standard RLS that always flips one bit behaves on (LO, OM) similar to ONEMAX: the fitness increases when it flips zero to one, and the fitness decreases otherwise. Hence it essentially optimizes ONEMAX and finds the optimum in $\Theta(n \log(n))$ iterations in expectation. The performance of the RLS_k with optimal policy for choosing k cannot be worse than this, hence it solves (LO, OM) in $O(n \log(n))$ time.

We also note that it has been shown in [5] that ONEMAX can help to optimize LEADINGONES when used as a secondary objective. However this is quite an artificial combination of functions. In real-world problems it is also necessary to detect helping objectives among auxiliary objectives that might be available, which is often solved with RL algorithms [4, 6]. For us, however, this artificiality is not important, since the goal of our benchmarks is to make a testing ground for dynamic methods of parameter configuration, not for optimization algorithms.

2.3 State Spaces and Transition Probabilities

The RLS_k chooses the search radius k depending on the current state of the algorithm that is defined by the current individual x . That is, the state space can be seen as a partition of the search space into disjoint sets of bit strings, and each of these sets represents a state of the algorithm. For any state s we say that the RLS_k is in s , if the current individual x belongs to s . We consider three different state spaces.

The first state space S^{LO} is based solely on the LEADINGONES values of the points in the search space. It consists of $n+1$ states s_0, \dots, s_n , and for all $i \in [0..n]$ state s_i consists of all bit strings x with $\text{LO}(x) = i$. For this state space, we denote by $p_i^j(k)$ (where $i, j \in [0..n]$) the probability that the RLS_k creates an offspring from s_j conditional on being in s_i and flipping exactly k bits. Note that depending on the optimized function (just LEADINGONES or (LO, OM)) the RLS_k might either accept this offspring (and go to a new state) or not accept it (and stay in the same state).

The second state space $S^{(\text{LO}, \text{OM})}$ is based on both LEADINGONES and ONEMAX. Its consists of states $(s_{i,j})_{i,j \in [0..n]}$, where state

$s_{i,j}$ consists of all bit strings x with $\text{LO}(x) = i$ and $\text{OM}(x) = j$. Since the ONEMAX value of any bit string cannot be less than its LEADINGONES value, all states $s_{i,j}$ with $i > j$ are empty. Also, since $\text{OM}(x) = n$ only for the all-ones bit string, states $s_{i,n}$ with $i < n$ are also empty. In the rest of this paper we pretend that these empty states do not exist. For this state space, we denote by $p_{i,j}^{\ell,m}(k)$ (where $i, \ell \in [0..n]$, $j \in [i..n]$ and $m \in [\ell..n]$) the probability that the RLS_k creates an offspring from state $s_{\ell,m}$ conditional on being in state $s_{i,j}$ and flipping exactly k bits (again, it does not guarantee that the RLS_k goes to state $s_{\ell,m}$ due to selection).

To compute $p_{i,j}^{\ell,m}(k)$, we note that when the algorithm is in state $s_{i,j}$, the current individual x starts with i 1's and then has exactly $j-i$ one-bits in positions $[i+2..n]$. The positions of one-bits in the suffix are distributed uniformly at random, which can be shown by the arguments similar to [21] (roughly speaking, any combination of positions is equiprobable, since any trajectory leading to $s_{i,j}$ does not give us information about suffix, except for the number of one-bits in it). Keeping it in mind, we distinguish two cases of computing $p_{i,j}^{\ell,m}(k)$.

First, when $\ell = i$, then $p_{i,j}^{\ell,m}(k)$ is the probability that we flip k bits so that (i) we do not flip bits in positions $[1..i+1]$ (the LO value stays the same) and (ii) in positions $[i+2..n]$ we flip k_0 zero-bits and k_1 one-bits so that the change of OM value $k_0 - k_1$ is exactly $m - j$, which together with $k_0 + k_1 = k$ (which follows from (i)) implies that $k_0 = \frac{m-j+k}{2}$. The probability of (i) is $\binom{n-i-1}{k} / \binom{n}{k}$, and conditional on (i), k_0 follows the hyper-geometric distribution $\text{HG}(n-i-1, n-j-1, k)$, hence

$$p_{i,j}^{i,m}(k) = \frac{\binom{n-i-1}{k}}{\binom{n}{k}} \cdot \frac{\binom{n-j-1}{\frac{m-j+k}{2}} \binom{j-i}{k - \frac{m-j+k}{2}}}{\binom{n-i-1}{k}} = \frac{\binom{n-j-1}{\frac{m-j+k}{2}} \binom{j-i}{k - \frac{m-j+k}{2}}}{\binom{n}{k}}.$$

When $\ell \geq i$, then $p_{i,j}^{\ell,m}(k)$ is the probability that we flip k bits so that (i) we do not flip bits in positions $[1..i]$ and flip a zero-bit in position $i+1$ (the LO value increases), (ii) we flip $k_0 = \frac{m-j+k-1}{2}$ zero-bits in positions $[i+2..n]$ and (iii) after it we get one-bits in positions $[i+2..\ell]$ and a zero-bit in position $\ell+1$. The probabilities of (i) and (ii) can be computed as in the previous case for $\ell = i$, with the only change that we must flip the zero-bit in position $i+1$, and hence we flip $k-1$ bits in the suffix $[i+2..n]$. For estimating the probability of (iii) we note that conditional on (i) and (ii) we have $m-i-1$ one-bits in positions $[i+2..\ell]$, and the positions of these one-bits are distributed uniformly at random, as we have discussed. Therefore, the probability that the new LO value is ℓ is the probability that the bits in positions $[i+2..\ell]$ are one-bits and the bit in position $\ell+1$ is a zero-bit, that is $\binom{n-\ell-1}{m-i-1} / \binom{n-i-1}{m-i-1}$. Hence, we have

$$\begin{aligned} p_{i,j}^{i,m}(k) &= \frac{\binom{n-i-1}{k-1}}{\binom{n}{k}} \cdot \frac{\binom{n-j-1}{\frac{m-j+k-1}{2}} \binom{j-i}{(k-1) - \frac{m-j+k-1}{2}}}{\binom{n-i-1}{k-1}} \cdot \frac{\binom{n-\ell-1}{m-i-1}}{\binom{n-i-1}{m-i-1}} \\ &= \frac{\binom{n-j-1}{\frac{m-j+k-1}{2}} \binom{j-i}{(k-1) - \frac{m-j+k-1}{2}}}{\binom{n}{k}} \cdot \frac{\binom{n-\ell-1}{m-i-1}}{\binom{n-i-1}{m-i-1}}. \end{aligned}$$

The third state space S^X is the largest one: each point in the search space corresponds to its unique state. That is, for each $x \in \{0,1\}^n$ there exists a state s_x , and this state consists of the

single search point x . When we consider the RLS_k in this state space, it essentially means that it can choose k based on the bit string x , but not only on its LO and OM values, which should give the best opportunities for a proper selection of the parameters. For any pair of bit strings x and y by $p_{x \rightarrow y}(k)$ we denote the probability to create y via a k -bits flip from x . Since the k bits to flip are chosen uniformly at random, this probability is

$$p_{x \rightarrow y}(k) = \begin{cases} \binom{n}{k}^{-1}, & \text{if } H(x, y) = k \\ 0, & \text{if } H(x, y) \neq k. \end{cases}$$

2.4 Problem Statement

The main goal of this paper is to design new benchmarks with rich state spaces for analysis of parameter control methods. For this we also want to find the optimal policies $\pi : S \mapsto \mathcal{K}$ of choosing parameters from portfolio depending on the current state to use as a reference for tested DAC and parameter control methods. We also aim to understand how state information that goes beyond only the current fitness knowledge can help to choose better parameters. To achieve these goals, we propose four benchmark settings for choosing search radius k in the RLS_k . These settings are listed in Table 1.

Fitness function	Offspring selection	State information
(LO, OM)	Non-strict	LO (x), OM (x)
	Strict	bit string x
LEADINGONES	Non-strict	LO (x), OM (x)
	Strict	LO (x), OM (x)

Table 1: The four proposed benchmark settings.

Benchmarks that include optimization on (LO, OM) also help us to study the effect of using additional information about the problem for selection, while in settings with LEADINGONES we restrict the usage of the additional information and only use it to choose k .

In the next two sections we show how to compute the optimal policies for these settings and discuss how it can be used for analysis of DAC methods.

3 OPTIMIZATION OF (LO, OM)

In this section, we study the proposed benchmarks where the optimized function is (LO, OM) and the state spaces are $\mathcal{S}^{(\text{LO}, \text{OM})}$ (when we can choose k based on the current fitness) and \mathcal{S}^x (when we can choose k based on the current bit string x). We describe the ways to compute the optimal policies for choosing k depending on the current state precisely and show the runtime which these policies yield. The main insight from this section is that the additional information used by the optimizer both for parameter selection and for offspring selection can be very beneficial for optimization, even reducing the runtime asymptotically.

Before we start, it is important to note that when the RLS_k optimizes (LO, OM), it never decreases the LO value of its current individual x , and it also never decreases OM value when keeping

the same LO value. This observation allows us to define the order of states in $\mathcal{S}^{(\text{LO}, \text{OM})}$, where we say that state $s_{i,j} > s_{\ell,m}$ if either $i > \ell$ or if $i = \ell$ and $m > j$. With this order, the RLS_k can only go from $s_{i,j}$ to $s_{\ell,m}$, if and only if $s_{i,j} \leq s_{\ell,m}$.

3.1 State Space of LO and OM Values

In this section we use $\mathcal{S}^{(\text{LO}, \text{OM})}$ state space for choosing the search radius k . We first compute the optimal policy for this setting, then compare it with some other sub-optimal policies and then also compare the runtimes that these policies yield.

Computation of the optimal policy. Before we show the optimal policy of choosing k , we describe how we can compute the expected runtimes when we know the policy of choosing k for all states in $\mathcal{S}^{(\text{LO}, \text{OM})}$. Assume that we have a set $K = (k_{i,j})_{i \in [0..n-1], j \in [i..n-1]}$, and a policy which chooses $k = k_{i,j}$ when the RLS_k in state $s_{i,j}$ for all i and j (recall that states with $j < i$ and states with $i < n \wedge j = n$ do not exist, and the state with $i = j = n$ is the optimal state, hence it does not matter how many bits we flip in it). Let also, for all $i \in [0..n-1]$ and $j \in [i..n-1]$ $T_{i,j}(K)$, be the number of iterations it takes the RLS_k to reach the all-ones bit string when starting in state $s_{i,j}$ and flipping bits according to the policy defined by K . We also define $T_{n,n}(K) = 0$ for any K . Then, we can use the order of the states of $\mathcal{S}^{(\text{LO}, \text{OM})}$ to compute the expected runtimes for each space.

We start by computing the runtime for state $s_{n-1,n-1}$. If the algorithm is in this state, then the current bit string x must be $1^{n-1}0$ (that is, $n-1$ ones followed by a single zero). Hence, if $k_{n-1,n-1} = 1$, the algorithm generates the optimum with probability $\frac{1}{n}$ by flipping the only zero-bit, and the expected runtime is $E[T_{n-1,n-1}(K)] = n$. Otherwise, if $k_{n-1,n-1} \neq 1$, then the algorithm cannot leave the state, since it can only decrease the LO value with two- or more-bits flips. Hence, $E[T_{n-1,n-1}(K)] = +\infty$.

After finding $E[T_{n-1,n-1}(K)]$, we can compute the expected runtimes for all other states, iterating through them in descending order. Consider computation of $E[T_{i,j}(K)]$ assuming that we have already computed the expected runtimes for states that are larger than $s_{i,j}$ (according to the order defined in the beginning of this section). Define p_{leave} as the probability of leaving state $s_{i,j}$ in one iteration when flipping $k_{i,j}$ bits. Then if $p_{\text{leave}} = 0$, we have $E[T_{i,j}(K)] = +\infty$, as we never leave state $s_{i,j}$. Otherwise, if $p_{\text{leave}} > 0$, then the following equation on the expected runtimes and its transformations allow us to compute $E[T_{i,j}(K)]$.

$$\begin{aligned} E[T_{i,j}(K)] &= 1 + \sum_{(\ell,m): s_{\ell,m} > s_{i,j}} p_{i,j}^{\ell,m}(k_{i,j}) E[T_{\ell,m}(K)] \\ &\quad + (1 - p_{\text{leave}}) E[T_{i,j}(K)]; \\ p_{\text{leave}} E[T_{i,j}(K)] &= 1 + \sum_{(\ell,m): s_{\ell,m} > s_{i,j}} p_{i,j}^{\ell,m}(k_{i,j}) E[T_{\ell,m}(K)]; \quad (1) \\ E[T_{i,j}(K)] &= \frac{1 + \sum_{(\ell,m): s_{\ell,m} > s_{i,j}} p_{i,j}^{\ell,m}(k_{i,j}) E[T_{\ell,m}(K)]}{p_{\text{leave}}}. \end{aligned}$$

The probability p_{leave} of leaving the state is the sum of the transition probabilities from $s_{i,j}$ to all larger states, including the optimal state

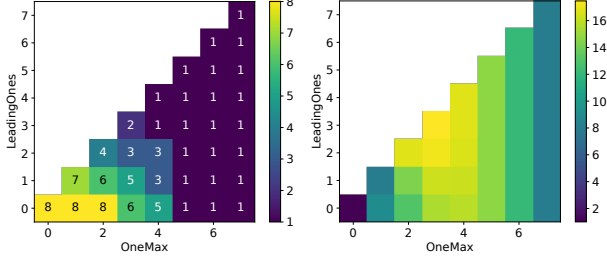


Figure 1: An example heatmap showing the optimal search radii (left) and the optimal runtimes (right) for the RLS_k optimizing (LO, OM) with $n = 8$ which can choose the search radius k based on the (LO, OM) value (that is, based on its state from state space $S^{(LO, OM)}$).

$s_{n,n}$, that is,

$$p_{\text{leave}} = \sum_{(\ell, m): s_{\ell, m} > s_{i, j}} p_{i, j}^{\ell, m}(k_{i, j}).$$

This approach also allows us to find the best values of $k_{i, j}$ deductively. Assume that we have already computed the optimal values of k for all states larger than $s_{i, j}$. Then to find the best $k_{i, j}$ we need to compute eq. (1) for all available values of $k_{i, j}$ and choose the one that minimizes $E[T_{i, j}(K)]$.

Comparison of different policies. To illustrate the optimal policy K that we computed and the runtimes that this policy yields, we use heatmaps. A small example is shown in Figure 1. In this figure, the left plot shows a heatmap of the optimal rates in the $S^{(LO, OM)}$ state space. Each state of the algorithm is defined by the current LO value (Y-axis) and OM value (X-axis). The numbers show the optimal number of bits to flip in each state, and it is also shown via colors: the darker squares mean lower search radii. We will omit precise numbers in larger figures. The right plot shows the expected runtimes for each state, that is, how much time the RLS_k would need to find the all-ones bit string if it starts in each state. As one can see in this figure, the easiest state is $(0, 0)$ (since we exclude the state (n, n) with the optimum), from which the algorithm can find the optimum in one iteration by flipping all bits, while it takes the algorithm the most time to find the optimum, when it starts with $LO = OM = 3$: the brighter regions correspond to larger runtimes.

Figure 2 shows similar heatmaps for larger problem size $n = 128$. We see in this figure that in most states when $OM > \frac{n}{2}$ it is optimal to flip only one bit. This gives the algorithms the best ability to optimize ONEMAX without decreasing its value (e.g., when it improves LO value). This is different for states with low LO value and with $OM < 0.4n$: there it is better to flip lots of bits, since hopefully it can bring us to a much better state in one iteration. The expected runtimes also reflect that the algorithms tend to optimize OM, even though it is the second objective: the gradient of color goes almost parallel to X axis. The trajectories of ten runs also support the observation that the algorithm tries to optimize OM first. We see that at start the trajectories go right and slightly up, but then, when the tail of the algorithm is full of one-bits, we see large improvements in LO values as the trajectories go steeply up.

We also see that the hardest state to start the run is when $LO \approx n/3$ and $OM \approx LO$ (that is, we have many zero-bits in the tail).

In Figure 3, we present similar heatmaps for a policy when k is always one for comparison. Similar to the runs with optimal policy K , the trajectories first increase OM fast, and then do several large jumps up. Note that in this case the algorithm cannot decrease OM: even if it increases LO value, it does it by flipping one zero-bit, hence it increases OM as well. This means that with always-one-bit-flip policy the algorithm behaves absolutely the same as on ONEMAX (which also implies that its expected runtime is $(1 \pm o(1))n \ln(n)$). We also find it interesting to show also algorithm's behavior when it chooses rates that are optimal for the optimization of LEADINGONES as they were shown in [9, 15]. In our notation they are rates from the S^{LO} state space, but they might be sub-optimal when we use OM for offspring selection. This case is shown in Figure 4. These rates are more than one for all $LO < \frac{n}{2}$, and it results in steeper trajectories. We conjecture that with such high rates it is much harder for the algorithm to optimize ONEMAX without decreasing LO value, and for this reason it is slower in the first half of optimization.

Comparison of runtimes. When we know all expected runtimes conditional on starting in each state, we can also compute the total expected runtime, which takes into account the initialization with a random bit string x_0 . For this we can use the law of total expectation. To compute the probability that we start in state $s_{i, j}$ we first compute the probability to start with $OM(x_0) = j$, which is $\binom{n}{j} 2^{-n}$, since $OM(x_0)$ follows a binomial distribution $\text{Bin}(n, \frac{1}{2})$. Conditional on that, we note that there are $\binom{n}{j}$ ways to choose j positions for one-bits (each of these ways has the same probability), and only $\binom{n-i-1}{j-i}$ of them start with $1^i 0$ (which is the same as having $LO(x_0) = i$), hence the probability to start in state $s_{i, j}$ is

$$\binom{n}{j} 2^{-n} \cdot \frac{\binom{n-i-1}{j-i}}{\binom{n}{j}} = \binom{n-i-1}{j-i} 2^{-n}.$$

To compare the performance of the approaches we used, in Figure 5 we show the plots of the total expected runtime of the RLS_k using the computed radii depending on problem size n . Those runtimes are normalized by $n \ln(n)$, since this is the asymptotical runtime when we always flip one bit, as we discussed before. This normalization helps us better see the difference between the performances of algorithms. We observe that the mutation rates that are optimal for LEADINGONES are clearly not optimal for this function, and they yield runtime which is likely to be asymptotically larger than $n \ln(n)$. The runtime with the optimal policy which we computed is very similar to the runtime with only one-bit flips, however it is notably better. We assume that it is impossible to get a large advantage over the one-bit-flips policy, since the algorithm quickly gets into states, where it is *optimal* to flip one-bits (with $OM(x) > n/2$). However, the difference in the optimization speed at the very beginning of the process exists. It makes this benchmark an interesting and challenging testing ground for learning algorithms, since they need to learn the optimal rates having such a small reward for that.

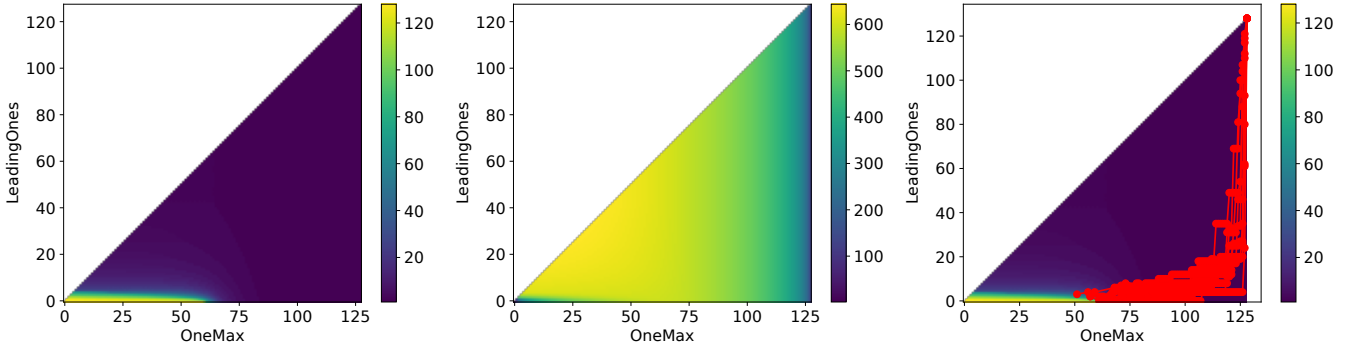


Figure 2: Heatmaps for the RLS_k on (LO, OM) using state space $S^{(LO,OM)}$: optimal search radii (left), expected runtimes (middle) and trajectories of 10 typical runs over the optimal rates heatmap (right). The problem size is $n = 128$.

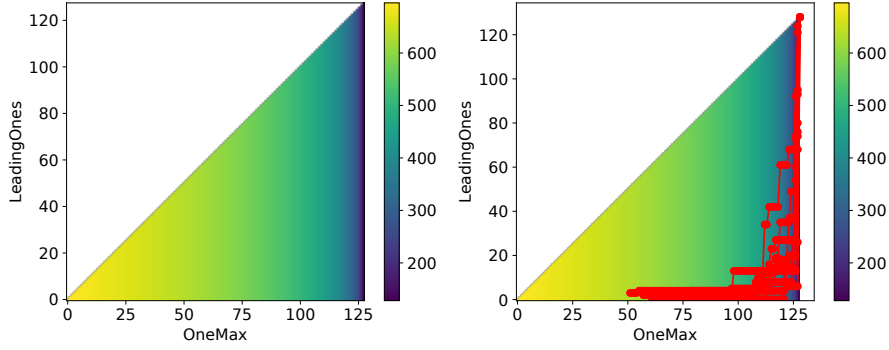


Figure 3: Heatmaps for the the RLS (always flipping one bit) on (LO, OM) : expected runtimes (left) and trajectories of 10 typical runs over the runtimes heatmap (right). The problem size is $n = 128$.

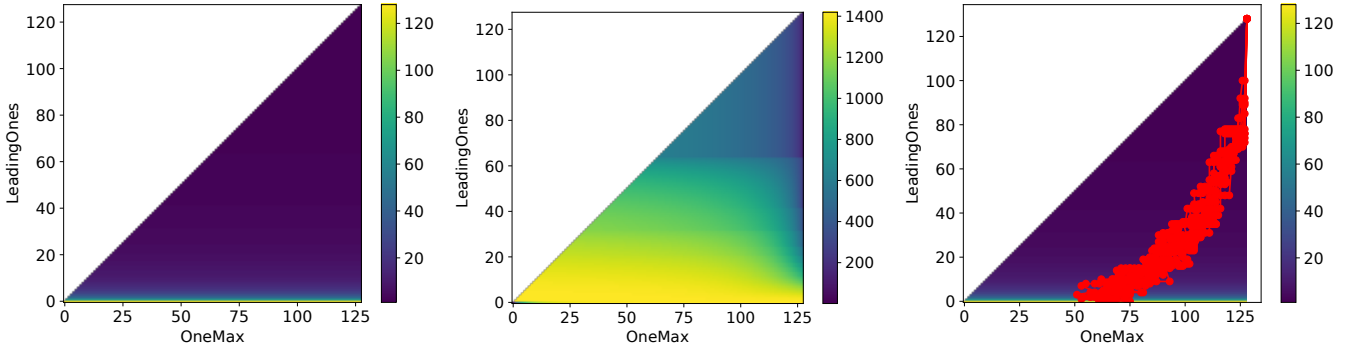


Figure 4: Heatmaps for the RLS_k on (LO, OM) that chooses radii optimal for $LEADINGONES$ optimization in state space S^{LO} : optimal search radii (left), expected runtimes (middle) and trajectories of 10 typical runs over the optimal rates heatmap (right). The problem size is $n = 128$.

3.2 State Space of Bit Strings

In this subsection, we discuss the optimal policy for the state space S^x , that is, when we can choose k depending on the current bit string, but not only on its fitness value. Our goal is to find $K = (k_x)_{x \in \{0,1\}^n \setminus \{1^n\}}$ that minimizes the expected runtime. More precisely, for all $x \in \{0,1\}^n$ let $T_x(K)$ be the number of iterations

that it takes the RLS_k to find the all-ones bit string when it starts in x and chooses the search radii in each state according to K . Let also $p_s(x)$ be the probability to start in bit string x . Then the total

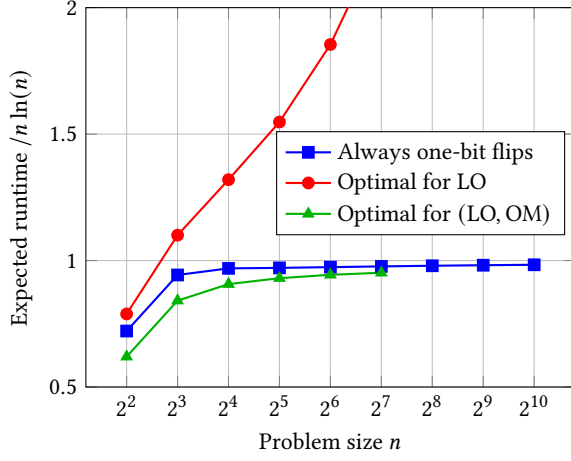


Figure 5: The expected runtimes of the RLS_k on (LO, OM) with different methods of selecting the search radius. The runtimes are normalized by $n \ln(n)$. Note that the minimum y value is not zero, it is made for a better visibility of the differences between algorithms.

expected runtime is

$$E[T] = \sum_{x \in \{0,1\}^n} p_s(x) E[T_x(K)],$$

and we aim at finding K that minimizes it.

The main difficulty in this case is in the possibility of transitions between bit strings that belong to the same state in $\mathcal{S}^{(LO,OM)}$. This means that there are loops in the search space that complicate the computation of optimal K (similar to what we will encounter in Section 4, but much harder to solve due to the large size of the state space). Since our aim is to design benchmarks for which it is easy to compute the optimal K , we want to avoid such difficulties. Hence, we use the RLS_k with strict selection, that is, we assume that in line 7 of Algorithm 1 the inequality is strict. This implies that for any bit string y that belongs to a state $s_{i,j} \in \mathcal{S}^{(LO,OM)}$ the expected runtime $E[T_y(K)]$ depends only on the runtimes $E[T_z(K)]$ for bit strings z from strictly larger states in $\mathcal{S}^{(LO,OM)}$ than $s_{i,j}$, but not from $s_{i,j}$ itself. Hence, we can compute the expected runtimes for all states in \mathcal{S}^x if we do it in order that corresponds to a descending order of states in $\mathcal{S}^{(LO,OM)}$ (and it does not matter in which order we compute runtimes for bit strings inside the same $s_{i,j}$). Namely, similar to eq. (1), considering an arbitrary bit string x from some state $s_{i,j} \in \mathcal{S}^{(LO,OM)}$ and defining p_{leave} as the probability to leave this bit string, we obtain

$$\begin{aligned} E[T_x(K)] &= 1 + \sum_{(\ell,m): s_{\ell,m} > s_{i,j}} \sum_{y \in s_{\ell,m}} p_{x \rightarrow y}(k_x) E[T_y(K)] \\ &\quad + (1 - p_{\text{leave}}) E[T_x(K)]; \\ E[T_x(K)] &= \frac{1 + \sum_{(\ell,m): s_{\ell,m} > s_{i,j}} \sum_{y \in s_{\ell,m}} p_{x \rightarrow y}(k_x) E[T_y(K)]}{p_{\text{leave}}}. \end{aligned}$$

Using this equation, we can compute the optimal policy for each bit string x in the search space by trying all values of k_x that can

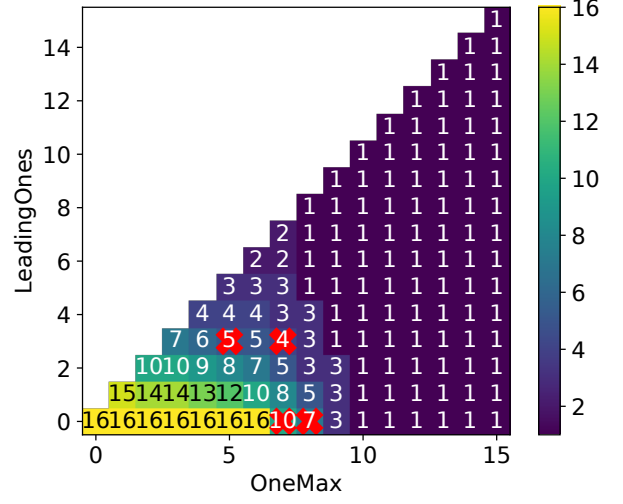


Figure 6: Optimal rates of the RLS_k on (LO, OM) for $n = 16$. The states in which some bit strings have a different optimal rate in \mathcal{S}^x are marked with red crosses.

give progress for this bit string and finding the one which minimizes $T_x(K)$. However, since the search space grows exponentially with the growth of the problem size n , the maximum n for which we could compute the optimal rates is $n = 16$. For this problem size $n = 16$ we have found that for most bit strings their optimal search radius was the same as in $\mathcal{S}^{(LO,OM)}$ (but with a standard non-strict selection used in the RLS_k). Figure 6 shows the optimal rates for $\mathcal{S}^{(LO,OM)}$ for $n = 16$ and marks the cells, where there are bit strings with a different optimal radius. There are only four states for which there is a difference in optimal rates, and all those states are in areas where the optimal rate in $\mathcal{S}^{(LO,OM)}$ changes most quickly (that is reflected with the strongest gradient in the heatmap).

The results of this section indicate that we do not benefit much from having information about the precise bit string, and the optimal rates for almost all bit strings are the same as in the state space $\mathcal{S}^{(LO,OM)}$. Nevertheless, due to the large state space this is a very interesting setting for testing learning agents. Moreover, for such a large state space the set of close-to-optimal rates that we can use as a baseline can be computed as in Section 3.1, which can be done relatively fast even for extremely large state space \mathcal{S}^x .

4 OPTIMIZATION OF LEADINGONES

As it has been mentioned, it is well-known from [9, 15] that the optimal fitness-dependent mutation rate for LEADINGONES is $k = \lfloor \frac{n}{LO(x)} \rfloor$, where x is the current individual, hence we use this setting as a baseline. The heatmaps describing this case are shown in Figure 7.

In this section we introduce two benchmarks based on RLS_k optimizing LEADINGONES (without additional OM information for offspring selection) and using $\mathcal{S}^{(LO,OM)}$ state space (that is, we can choose k based on the current LO and OM values). The difference between the two benchmarks is in the selection used in the RLS_k : in one case it is standard selection which accepts offspring that are not

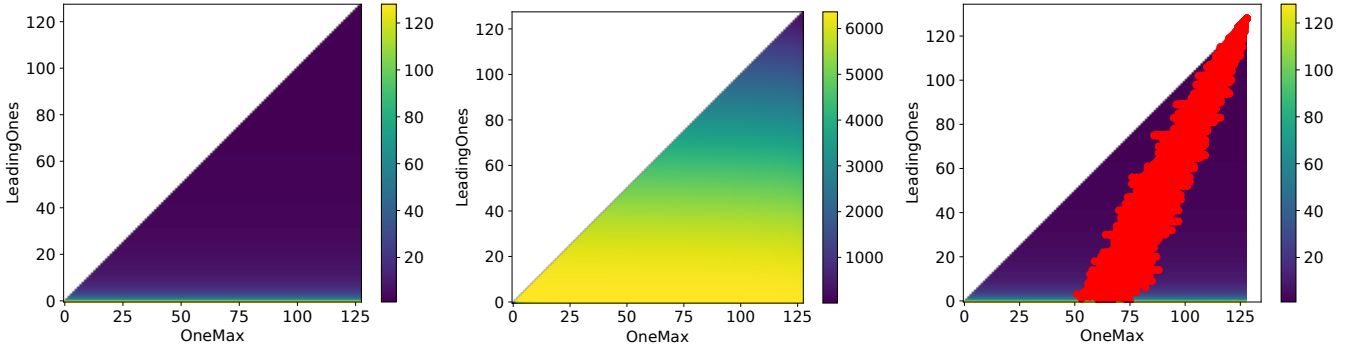


Figure 7: Heatmaps for the RLS_k on LEADINGONES with optimal LO-based search radii: the radii themselves (left), expected runtimes (middle) and trajectories of 10 typical runs over the optimal rates heatmap (right). The problem size is $n = 128$.

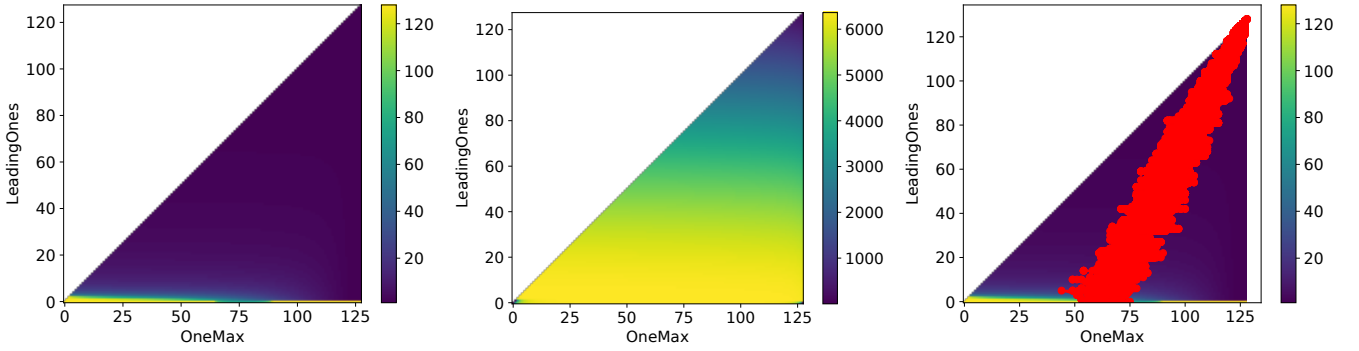


Figure 8: Heatmaps for the RLS_k on LEADINGONES with approximated optimal policy based on the $S^{(LO,OM)}$ state space: optimal search radii (left), expected runtimes (middle) and trajectories of 10 typical runs over the optimal rates heatmap (right). The problem size is $n = 128$.

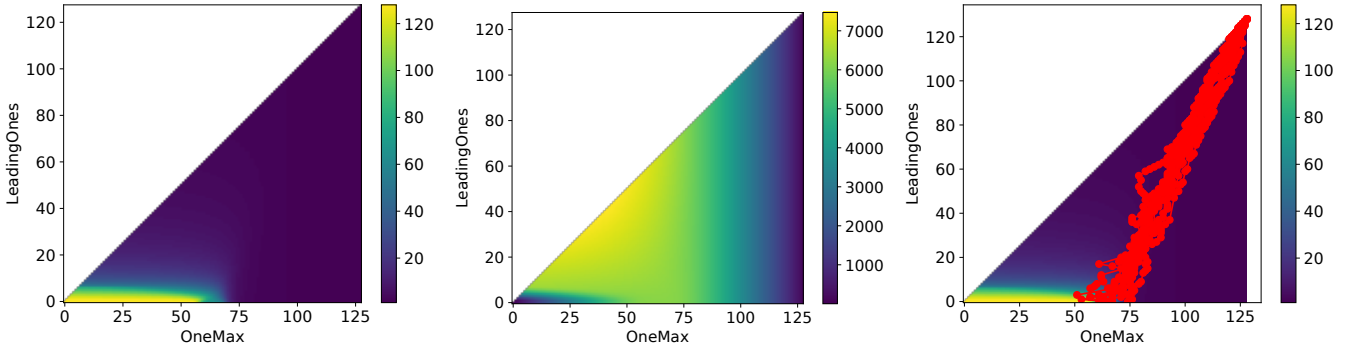


Figure 9: Heatmaps for the RLS_k with strict selection on LEADINGONES with optimal policy based on the $S^{(LO,OM)}$ state space: optimal search radii (left), expected runtimes (middle) and trajectories of 10 typical runs over the optimal rates heatmap (right). The problem size is $n = 128$.

worse than the parent, and in the second case it is strict selection that accepts only strictly improving offspring. The main question we aim to answer in this section is if introducing an additional information (in our case, the current ONEMAX value) can help RLS_k to choose better radii in some states and if such choices can affect

the optimization time enough for the learning methods to be able to find the optimal rates.

4.1 Standard Selection

We start with computing the optimal radius for each state in $\mathcal{S}^{(LO,OM)}$ state space for the standard non-strict selection. This is not a trivial task. The algorithm's selection is now not based on the value of ONEMAX, hence it can make loops in the state space inside one LEADINGONES level. This implies that there is no order of states so that the algorithm could only go from smaller states to larger states, which does not allow us straightforwardly compute the best rates as we did it in Section 3. Instead, we use the following approach.

Similar to Section 3.1, let $T_{i,j}(K)$ be the expected runtime when we start from state $s_{i,j}$ and use policy K . Assume that we have computed optimal rates and runtimes for all LEADINGONES levels above some arbitrary level $i \in [0..n-1]$. Then let K be some fixed policy with optimal rates $k_{\ell,m}$ for all $\ell > i$ and some arbitrary fixed rates for all other states. We can compute the expected runtimes for all states with $LO = i$ by solving a system of $n-i$ linear equations, where each equation corresponds to one of these states. The equation corresponding to $s_{i,j}$ is as follows.

$$\begin{aligned} E[T_{i,j}(K)] &= 1 + \sum_{\ell=i}^n \sum_{j=\ell}^n p_{i,j}^{\ell,m}(k_{i,j}) E[T_{\ell,m}(K)] \\ &\quad + (1 - p_{\text{leave}}) E[T_{i,j}(K)]; \\ p_{\text{leave}} E[T_{i,j}(K)] - \sum_{j=i}^n p_{i,j}^{i,m}(k_{i,j}) E[T_{i,m}(K)] &= 1 + \sum_{\ell=i+1}^n \sum_{j=\ell}^n p_{i,j}^{\ell,m}(k_{i,j}) E[T_{\ell,m}(K)]. \end{aligned} \quad (2)$$

Left side of the last equations contains the expected runtimes for the states with LO value i (that we want to compute now), while in the right side we gather the terms from higher LO levels, which by our assumption is already computed and is optimal. Solving this system gives us expected runtimes for states $s_{i,i}, \dots, s_{i,n-1}$ and for policy K , however to find the best policy we need to check all possible combinations of values of $k_{i,i}, \dots, k_{i,n-1}$, which is extremely time-consuming. Even if we do not check $k > n-i$ (since this number of bits flipped reduces LO value with probability one), the number of different combinations is $(n-i)^{(n-i)}$. It is also not clear if the optimal policy exists in this case: it might happen that one policy minimizes runtime in one state, while another policy minimizes it in another.

To tackle this problem we developed the following heuristic method of computing the optimal rates. We first set all $k_{i,j} = 1$ (for all $j \in [i..n-1]$) and find the first approximation of the optimal runtimes by solving system of equations as in eq. (2). Let the resulting expected runtimes be $T_{i,i}^{(0)}, \dots, T_{i,n-1}^{(0)}$. Then for each $j \in [i..n-1]$ in eq. (2) we replace all $E[T_{i,m}(K)]$ ($m \neq j$) with corresponding

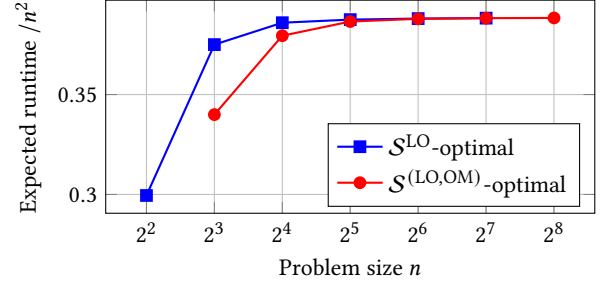


Figure 10: The expected runtimes of the RLS_k on LEADING-ONES with different methods of selecting the search radius. The runtimes are normalized by n^2 . Note that the minimum y value is not zero, it is made for a better visibility of the differences between algorithms.

$T_{i,m}^{(0)}$ and obtain

$$\begin{aligned} E[T_{i,j}(K)] &= \frac{1}{p_{\text{leave}}} \cdot \left(1 + \sum_{j=i}^n p_{i,j}^{i,m}(k_{i,j}) T_{i,m}^{(0)}(K) \right. \\ &\quad \left. + \sum_{\ell=i+1}^n \sum_{j=\ell}^n p_{i,j}^{\ell,m}(k_{i,j}) E[T_{\ell,m}(K)] \right). \end{aligned}$$

We now can find the value of $k_{i,j}$ that minimizes this expression of $E[T_{i,j}(K)]$ by trying all values from the portfolio. After finding all $k_{i,j}$ we re-solve the system and obtain a new approximation of optimal runtimes $T_{i,i}^{(1)}, \dots, T_{i,n-1}^{(1)}$. We repeat this process until all values of $k_{i,j}$ are not changed after an iteration of this process (that is, the process converged to some vector of k -s). In each iteration we need to check $(n-i)$ values for each of $(n-i)$ values $k_{i,j}$, hence we check $(n-i)^2$ different vectors combinations if $k_{i,j}$. This turns to be much faster than the brute force search, and it takes at most 5 iterations for the process to converge for problem sizes that we tried (up to $n = 256$).

The heatmaps showing the search radii that are computed with this method, expected runtimes they yield and trajectories of typical runs are shown in Figure 8. The picture is very similar to Figure 7. In particular, in this figure we see that the trajectory of runs is well concentrated around states with $OM = \frac{n+LO}{2}$, that is, where we have approximately half ones and half zeros in the suffix. In those states the optimal rates are almost always the same as the optimal rates based only on LEADINGONES value from [9, 15]. This leads to the minimal difference from the performance gain from using OM value to choose k . This is illustrated in Figure 10, where we compare the runtimes with optimal rates based only on LO value (\mathcal{S}^{LO} state space) and based on LO and OM values ($\mathcal{S}^{(LO,OM)}$ state space).

4.2 Strict Selection

To overcome the computation complexity of the optimal $\mathcal{S}^{(LO,OM)}$ policy for the LO objective, we also consider a setting with strict selection embedded into RLS_k . In contrast with the previous subsection, it creates an order of states: the algorithm can transition from state $s_{i,j}$ to state $s_{\ell,m}$ only if $\ell > i$ (independently of OM values j

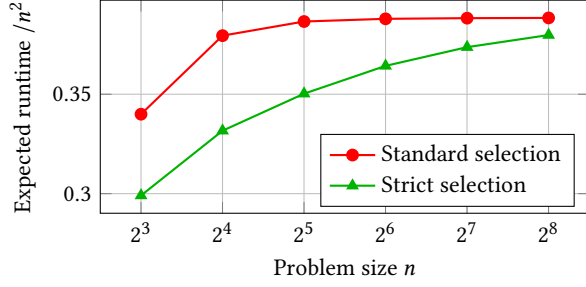


Figure 11: The expected runtimes of the RLS_k on LEADING-ONES with optimal search radii for strict and non-strict offspring selection. The runtimes are normalized by n^2 . Note that the minimum y value is not zero, it is made for a better visibility of the differences between algorithms.

and m). This allows us to use a method of computing the expected runtimes similar to the one from Section 3.1. We now have the following equation for the expectation of $T_{i,j}(K)$ which is similar to eq. (1).

$$\begin{aligned}
 E[T_{i,j}(K)] &= 1 + \sum_{\ell=i+1}^{n-1} \sum_{m=\ell}^{n-1} p_{i,j}^{\ell,m}(k_{i,j}) E[T_{\ell,m}(K)] \\
 &\quad + (1 - p_{\text{leave}}) E[T_{i,j}(K)]; \\
 E[T_{i,j}(K)] &= \frac{1 + \sum_{\ell=i+1}^{n-1} \sum_{m=\ell}^{n-1} p_{i,j}^{\ell,m}(k_{i,j}) E[T_{\ell,m}(K)]}{p_{\text{leave}}}.
 \end{aligned} \tag{3}$$

Note that there is no term for state $s_{n,n}$ in this equation, since $E[T_{0,0}(K)] = 0$, but the transition probability $p_{i,j}^{n,n}(k_{i,j})$ is included into p_{leave} .

With eq. (3) we can compute the optimal rates and the expected runtimes for each state. We illustrate them with heatmaps in Figure 9 for problem size $n = 128$. In this figure one can see a significant difference in the optimal rates, runtimes and behavior of the RLS_k compared to the standard selection (Figure 8). The first interesting trend that we observed is that the optimal k is $k_{i,j} = 1$ for all states with OM value $j \geq 96$, and it is larger than one for all other states. This is also reflected in expected runtimes: we observe a gradient along the X -axis in this one-bit-flip area, but no such gradient along the Y -axis, as was seen in Figure 8. This is because once the RLS_k is in the zone of one-bit flips, it can only replace the parent x by flipping the first zero-bit in it. Hence, each replacement of the parent takes n iterations in expectation and it always increases OM value by one. Consequently, the expected time until the algorithm finds the optimum starting in a state $s_{i,j}$ from this one-bit-flip zone is exactly jn , that is, it is the same for all states with the same OM value.

Another notable difference with standard offspring selection is that the total expected runtime with strict selection is notably smaller, which is illustrated in Figure 11. While it looks like the relative difference decreases as the problem size grows, it seems to be large enough to give a good signal to learning agents.

It is also interesting to mention that the worst-case initial states are very similar to the worst-case states for optimizing (LO, OM): they are the states with $OM \approx LO \leq \frac{n}{3}$, with the worst state being

$s_{41,41}$. The expected runtime for that state is 7469.51 iterations, which is larger than for the worst-case starting state for standard selection, which is 6362.68 (for state $s_{3,3}$). This is surprising in the light of the total expected runtime being better for the strict selection.

We conjecture that the reason for the advantage of the strict selection can be explained as follows. When the RLS_k uses *standard selection*, it can change the OM value without improving LO value. It leads to the drift of OM value towards $\frac{n+LO(x)}{2}$, that is, towards the equal number of ones and zeros in the tail. This drift is strong enough for the algorithm to reach this area before creating an individual with better LO value, which means that essentially we always use the optimal rates for those states for improvements, and those rates are very similar to the optimal rates based only on LO value. With *strict selection*, if at some point the OM value fluctuates from $\frac{n+LO(x)}{2}$, it stays there until we improve LO value. In the very early stages of optimization such fluctuations towards smaller number of one-bits lead us to the area where we can get large progress with many-bit flips (the bottom left area in the heatmaps in Figure 11), and in slightly later stages of optimization it can lead us to the one-bit-flip area on the right, where the algorithm does not lose the accumulated one-bits in the suffix of x .

These observations create a very interesting landscape of optimal rates and of the behavior of the algorithm, which is a promising testing ground for learning mechanisms.

5 LIMITED PORTFOLIO

Lastly, we calculated the expected runtime for the RLS_k with standard selection optimizing (LO, OM) when only a limited portfolio of search radii is available. Taking inspiration from the paper by Biedenkapp et al. [2] where limited portfolios are used to train the RL-agent, we computed the exact runtime for the portfolios consisting of powers of two, i.e., $\{2^i \mid 2^i \leq n\}$, initial segment with 3 elements, i.e., $[1..3]$, and evenly spread portfolio with 3 elements, i.e., $\{1, \lfloor \frac{n}{3} \rfloor, \lfloor \frac{2n}{3} \rfloor\}$.

The best possible runtimes of the RLS_k with these portfolios are shown in Figure 12. We computed them in the similar way as in Section 3.1. It is interesting to note that the portfolio choice does not seem to strongly affect the performances, and the difference between normalized runtimes decreases with the growth of problem size, however we can see that portfolio $\{1, 2, 3\}$ has the worst performance. It is likely because it does not have large radii that are beneficial in the early steps of the optimization.

6 SUMMARY OF THE RESULTS

In this work we proposed the four benchmarks that are described in Table 2. For the results based on LEADINGONES function (with no clues for offspring selection, see Section 4) we observed that adding additional information can improve the runtime by allowing the algorithm to make better choices. These choices, however, have a limited effect on the performance, since typically the algorithm's trajectory goes through the states with $OM \approx \frac{n+LO}{2}$. This effect of the extended state space can be amplified by using strict offspring selection in RLS_k , since it allows the algorithm to stay longer in marginal states where OM value is further away from $\frac{n+LO}{2}$ and where a non-typical search radius can be beneficial.

Fitness function	Offspring selection	State space	Description	Max n computed
(LO, OM)	Non-strict	$\mathcal{S}^{(LO,OM)}$	We can compute the optimal policy precisely in polynomial time. The optimal policy is shown in Figure 2 and it gives a better runtime than one-bit-flip policy.	$n = 256$
	Strict	\mathcal{S}^x	The state is exponentially big, we cannot effectively compute the policy. For $n = 16$ almost always the optimal search radius is the same as for state space $\mathcal{S}^{(LO,OM)}$.	$n = 16$
LEADINGONES	Non-strict	$\mathcal{S}^{(LO,OM)}$	We cannot effectively compute the optimal policy, but can approximate it by relaxing the optimal values of k iteratively for each LO value. The resulting rates are shown in Figure 8. We get a slightly better runtime than with optimal search radii that depend only on LO.	$n = 256$
	Strict	$\mathcal{S}^{(LO,OM)}$	We can compute the optimal policy in polynomial time. It is shown in Figure 9. The resulting runtime has a better-pronounced advantage over the LO-based optimal policy.	$n = 16$

Table 2: The summary of the proposed benchmarks. The last column indicates for which maximum n we computed the optimal policy. Note that in the paper most heatmaps are for $n = 128$, which is not the maximum one, but it better illustrates some details.

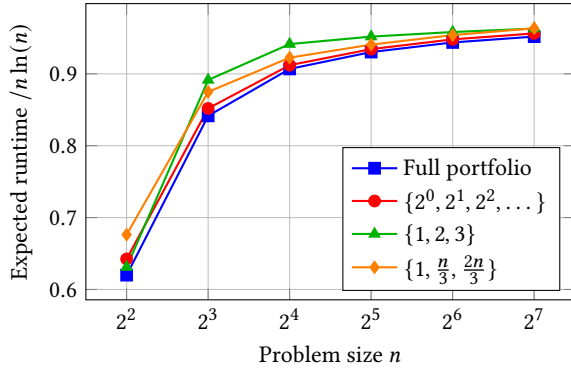


Figure 12: The expected runtimes of the RLS_k on (LO, OM) with different portfolios. The runtimes are normalized by $n \ln(n)$. Note that the minimum y value is not zero, it is made for a better visibility of the differences between algorithms.

Studying (LO, OM), which uses additional hints from ONEMAX in offspring selection, we first computed optimal rates as a baseline. These rates resulted into $O(n \log(n))$ runtime of the algorithm, slightly improving the policy of always flipping one bit. What makes this setting interesting for testing DAC methods is the huge decline of performance which we observed when chose non-optimal policy. In this case, however, further extension of the state space did not give any effect: the best policy of choosing search radius for each bit string was almost the same as the optimal policy based on the fitness. The positive side of this is that we can use the optimal policy for $\mathcal{S}^{(LO,OM)}$, which is easy to compute, as a reference for testing learning methods that look for an optimal policy in the much larger state space \mathcal{S}^x .

We are convinced that examples like ours can be very useful in the context of dynamic algorithm configuration [1], where they can be exploited as benchmarks with known ground truth [2, 7]. In this spirit, we plan to investigate the impact of different state space choices for other settings, in particular for other problems, other algorithms, and other performance criteria. By replacing actual algorithm runs by simulated ones, it is also possible to scale the stochasticity of the reward that is assigned to a chosen action. Such a treatment and gradual decrease of the randomness would deliver relevant insights into the brittleness of dynamic algorithm configuration approaches.

ACKNOWLEDGMENTS

The project is financially supported by Alliance Sorbonne Université (project number EMERGENCE 2023 RL4DAC), by the European Union (ERC CoG “dynaBBO”, grant no. 101125586) and by ANR project ANR-23-CE23-0035 Opt4DAC. This work used the supercomputer at MeSU Platform (<https://sacado.sorbonne-universite.fr/plateforme-mesu>). Our work benefited from discussions with COST Action CA22137 “Randomized Optimization Algorithms Research Network” (ROAR-NET), supported by the European Cooperation in Science and Technology.

REFERENCES

- [1] Steven Adriaenssens, André Biedenkapp, Gresa Shala, Noor Awad, Theresa Eimer, Marius Lindauer, and Frank Hutter. 2022. Automated Dynamic Algorithm Configuration. *Journal of Artificial Intelligence Research* 75 (2022), 1633–1699. <https://doi.org/10.1613/jair.1.13922>
- [2] André Biedenkapp, Nguyen Dang, Martin S. Krejca, Frank Hutter, and Carola Doerr. 2022. Theory-inspired parameter control benchmarks for dynamic algorithm configuration. In *Proc. of Genetic and Evolutionary Computation Conference (GECCO)*. ACM, 766–775. <https://doi.org/10.1145/3512290.3528846> Free version at <https://arxiv.org/abs/2202.03259>.
- [3] Süntje Böttcher, Benjamin Doerr, and Frank Neumann. 2010. Optimal Fixed and Adaptive Mutation Rates for the LeadingOnes Problem. In *Proc. of Parallel Problem Solving from Nature (PPSN) (LNCS, Vol. 6238)*. Springer, 1–10.

- [4] Maxim Buzdalov and Arina Buzdalova. 2013. Adaptive selection of helper-objectives for test case generation. In *IEEE Congress on Evolutionary Computation, CEC 2013*. IEEE, 2245–2250.
- [5] Maxim Buzdalov and Arina Buzdalova. 2015. Can OneMax help optimizing LeadingOnes using the EA+RL method?. In *2015 IEEE Congress on Evolutionary Computation (CEC)*. 1762–1768. <https://doi.org/10.1109/CEC.2015.7257100>
- [6] Arina Buzdalova and Maxim Buzdalov. 2012. Adaptive Selection of Helper-Objectives with Reinforcement Learning. In *International Conference on Machine Learning and Applications, ICMLA 2012. Volume 2*. IEEE, 66–67.
- [7] Deyao Chen, Maxim Buzdalov, Carola Doerr, and Nguyen Dang. 2023. Using Automated Algorithm Configuration for Parameter Control. In *Proc. of the 17th ACM/SIGEVO Conference on Foundations of Genetic Algorithms (FOGA)*. ACM, 38–49. <https://doi.org/10.1145/3594805.3607127> Free version at <https://arxiv.org/abs/2302.12334>.
- [8] Gianluca Covini, Denis Antipov, and Carola Doerr. 2024. LO-based Benchmarks for DAC. <https://github.com/AntipovDen/LO-based-Benchmarks-for-DAC>.
- [9] Benjamin Doerr. 2019. Analyzing randomized search heuristics via stochastic domination. *Theoretical Computer Science* 773 (2019), 115–137. <https://doi.org/10.1016/j.tcs.2018.09.024>
- [10] Benjamin Doerr and Carola Doerr. 2018. Optimal Static and Self-Adjusting Parameter Choices for the $(1+(\lambda, \lambda))$ Genetic Algorithm. *Algorithmica* 80 (2018), 1658–1709. <https://doi.org/10.1007/s00453-017-0354-9> Free version available at <https://hal.science/hal-01668262/>.
- [11] Benjamin Doerr and Carola Doerr. 2020. Theory of Parameter Control Mechanisms for Discrete Black-Box Optimization: Provable Performance Gains Through Dynamic Parameter Choices. In *Theory of Evolutionary Computation: Recent Developments in Discrete Optimization*. Springer, 271–321. https://doi.org/10.1007/978-3-030-29414-4_6 Free version available at <https://arxiv.org/abs/1804.05650>.
- [12] Benjamin Doerr, Carola Doerr, and Johannes Lengler. 2021. Self-Adjusting Mutation Rates with Provably Optimal Success Rules. *Algorithmica* 83, 10 (2021), 3108–3147. <https://doi.org/10.1007/s00453-021-00854-3> Free version available at <https://arxiv.org/abs/1902.02588>.
- [13] Benjamin Doerr, Carola Doerr, and Jing Yang. 2016. k -Bit Mutation with Self-Adjusting k Outperforms Standard Bit Mutation. In *Proc. of Parallel Problem Solving from Nature (PPSN) (LNCS, Vol. 9921)*. Springer, 824–834. https://doi.org/10.1007/978-3-319-45823-6_77
- [14] Benjamin Doerr, Carola Doerr, and Jing Yang. 2020. Optimal parameter choices via precise black-box analysis. *Theoretical Computer Science* 801 (2020), 1–34. <https://doi.org/10.1016/j.tcs.2019.06.014> Free version available at <https://arxiv.org/abs/1807.03403>.
- [15] Carola Doerr and Markus Wagner. 2018. Simple on-the-fly parameter selection mechanisms for two classical discrete black-box optimization benchmark problems. In *Proc. of Genetic and Evolutionary Computation Conference (GECCO)*. ACM, 943–950. <https://doi.org/10.1145/3205455.3205560> Free version available at <https://arxiv.org/abs/1803.01425>.
- [16] Mario Alejandro Hevia Fajardo and Dirk Sudholt. 2022. Theoretical and Empirical Analysis of Parameter Control Mechanisms in the $(1 + (\lambda, \lambda))$ Genetic Algorithm. *ACM Transactions on Evolutionary Learning and Optimization* 2, 4 (2022), 13:1–13:39.
- [17] Mario Alejandro Hevia Fajardo and Dirk Sudholt. 2024. Self-adjusting offspring population sizes outperform fixed parameters on the cliff function. *Artificial Intelligence* 328 (2024), 104061.
- [18] Mario Alejandro Hevia Fajardo and Dirk Sudholt. 2024. Self-adjusting Population Sizes for Non-elitist Evolutionary Algorithms: Why Success Rates Matter. *Algorithmica* 86, 2 (2024), 526–565.
- [19] Giorgos Karafotias, Mark Hoogendoorn, and Ágoston E. Eiben. 2015. Parameter Control in Evolutionary Algorithms: Trends and Challenges. *IEEE Transactions on Evolutionary Computation* 19 (2015), 167–187. <https://doi.org/10.1109/TEVC.2014.2308294>
- [20] Per Kristian Lehre and Carsten Witt. 2012. Black-Box Search by Unbiased Variation. *Algorithmica* 64 (2012), 623–642. <https://doi.org/10.1007/S00453-012-9616-8>
- [21] Günter Rudolph. 1997. *Convergence Properties of Evolutionary Algorithms*. Kovach, I-X, 1–286 pages.
- [22] Mudita Sharma, Alexandros Komninos, Manuel López-Ibáñez, and Dimitar Kazakov. 2019. Deep reinforcement learning based parameter control in differential evolution. In *Proc. of Genetic and Evolutionary Computation Conference (GECCO)*. ACM, 709–717. <https://doi.org/10.1145/3321707.3321813>